





















小弟精心整理

Sign	English equivalent	Symbol	Lord	Extent in degrees
Mesha	Aries		Mars	0-30
Vrishha	Taurus		Venus	30-60
Mithuna	Gemini		Mercury	60-90
Karka	Cancer		Moon	90-120
Simha	Leo		Sun	120-150
Kanya	Virgo		Mercury	150-180
Tula	Libra		Venus	180-210
Vrischika	Scorpio		Mars	210-240
Dhanu	Sagittarius		Jupiter	240-270
Makara	Capricorn		Saturn	270-300
Kumbha	Aquarius		Saturn	300-330
Meena	Pisces		Jupiter	330-360

Planet	English equivalent	Symbol
Ravi (Surya)	Sun	
Chandra	Moon	
Mangala	Mars	
Budha	Mercury	
Guru (Brihaspati)	Jupiter	
Shukra	Venus	
Shani	Saturn	
Rahu	Rahu (Dragon's head)	
Ketu	Ketu (Dragon's tail)	